

# **GT-3600**

**TRIMMER / SLIPFORM PAVER**



# **GOMACO**

*The Worldwide Leader in Concrete Paving Technology*

# EVERYTHING YOU'VE ASKED FOR

- 24 INCH (610 MM) RADIUS
- EXCLUSIVE G21 CONTROL SYSTEM
- MULTI-APPLICATION VERSATILITY
- TWO-SPEED TRACK SYSTEM
- ENHANCED ON-SITE MOBILITY
- SIDESHIFTING TRIMMERHEAD
- HIGH PRODUCTION
- DESIGNED FOR TRANSPORTABILITY
- DESIGNED WITH SAFETY FEATURES
- SELECTIVE STEER SYSTEM
- ALL-TRACK POSITIONING (ATP)
- ALL-TRACK STEERING (ATS)
- HOOK-AND-GO MOLD SYSTEM
- SIMULTANEOUS TRIM & POUR
- VERTICAL ADJUSTING TRIMMERHEAD
- OPERATOR STATION VISIBILITY
- OPERATOR REMOTE CONTROL
- PUSH-BUTTON STEERING CONTROL

## FEATURING VERSATILITY AND DEPENDABILITY WORLDWIDE

**G**OMACO's GT-3600 is one of most versatile, dependable and high-production curb and gutter machines with job-proven results throughout the world. The machine is designed with state-of-the-art technology and multiple features.

**T**he three-track GT-3600 is a multi-application trimmer/slipform paver. Applications for this machine include curb and gutter, tight radius, cul-de-sacs, safety barrier, bridge parapet, sidewalk, recreational paths and flat slabs up to 10 ft. (3.05 m) wide. The GT-3600 features GOMACO's patented simultaneous trim/pour concept. The unique design, multiple sensoring, and GOMACO G21 Control System allow the GT-3600 to automatically slipform a tight radius.

**A** major consideration in design is quick and easy job-to-job mobility. The GT-3600 will transport at 8 ft. 6 in. (2.59 m) with trimmerhead attached or 8 ft. 3.2 in. (2.52 m) without trimmerhead. The transport length is 17 ft. 4.97 in. (5.31 m) and the height is 8 ft. 1 in. (2.46 m).

**T**he GOMACO GT-3600 is carefully designed with safety features to give years of dependable and safe service. The emergency stop buttons are located on the operator's console and at strategic points on the machine, providing optimal use for specific applications. Other safety features include track guards, warning decals, an operator's manual, and a safety manual. GOMACO machines are also designed to provide safety with the machine operator having maximum visibility over the entire paving operation.

# IN A CURB AND GUTTER MACHINE

## Extra Versatility

Contractors choose the GOMACO GT-3600 because of its versatility. This project (photo on right and photo below) included areas of 100 ft. (30.5 m) long radii on this meandering sidewalk through a park in California. The GT-3600 slipformed 5500 ft. (1676 m) of 5 ft. (1.52 m) wide and 4 ft. (1.22 m) wide, 4 in. (102 mm) thick sidewalk. The mold was built with added versatility, with a 12 in. (305 mm) blockout, that could easily be put in or taken out, to allow slipforming at either the 4 ft. (1.22 m) or 5 ft. (1.52 m) width.



## Travel Speed Doubles With Two-Speed Track System

The two-speed track system provides fast job-site mobility. The travel speed on the GT-3600 three-track machine has nearly doubled from 66 fpm (20 mpm) to 125 fpm (38 mpm).

Another feature that makes this machine so versatile is All-Track Positioning (ATP) and All-Track Steering (ATS). Veteran concrete contractors who depend on their machine to make them money will testify to the advantages of ATP and ATS, such as getting around obstacles, avoiding obstacles, set-up time, mounting molds, transporting the machine, and loading and unloading. There's a lot of things you can do with an All-Track Positioning, All-Track Steer machine that would be difficult or impossible to do if you didn't have it. A GOMACO machine with All-Track Steering is able to pour a true radius because all of the tracks can turn as the paver maneuvers through the radius.

Also featured on this machine are the Commander III style legs that are 15 percent larger in diameter than the previous legs. The legs are also equipped with "smart" cylinders. The cylinders, along with the G21 controller, allow the operator to teach the "smart" cylinders to set the desired degree of leg rotation. This keeps the tracks from hitting any objects on minimum-clearance projects.

On this Texas project (left photo), the majority of the slipforming is subdivisions that require moving the GT-3600 across the job site from one area to another and with the travel speed of 125 fpm (38 mpm), it saves the contractor time.



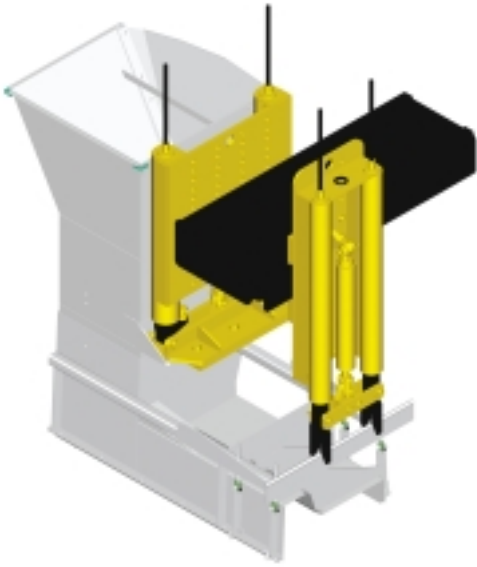
# GOMACO'S HOOK-AND-GO SYSTEM IS QUICK AND EASY

## How Quick Can You Connect? Just Hook And Go!

GOMACO's Hook-And-Go mold mount system has no pins or latches and makes it quick and easy to change molds.

Simply drive the GT-3600 up to the mold and hook the mount to a special attachment plate. The operator hydraulically lifts the mold and goes back to work slip-forming the project...just hook and go.

New GT-3600 molds will be built for this system and existing molds can easily be retrofitted in the field.



CG-060505-D20



CG-060504-D12

## Operational Visibility And Safety

The operator has a clear view of the conveyor, concrete truck and the chute man, providing operational safety.



CG-050534-D22

# FIRST IN THE INDUSTRY TO DESIGN A THREE-TRACK MACHINE TO SLIPFORM 24 INCH (610 MM) RADIUS CURB

- **Unique design allows automatic adjustment of trajectory in and out of a tight radius.**
- **Multiple sensing and mold positioning assures perfect placement of concrete through a tight radius.**

A two-foot (610 mm) radius ribbon curb is accomplished with the unique machine design, operator station visibility, GOMACO G21 Control System, hopper, mold positioning, multiple sensing and three-track versatility.

The GT-3600 is designed to eliminate guesswork and automatically adjusts trajectory in and out of a tight radius. The GT-3600 is equipped with three steer sensors. One sensor is located at the front of the mold (sensor 1); one is located at the front of the stainless (sensor 2); and one is aligned with the back of the stainless (sensor 3). As the GT-3600 enters the radius, the operator switches from sensor 1 to sensor 2 with a toggle switch.

The mold on the GT-3600 is positioned to assure perfect placement of the concrete through a radius. Also important for a tight radius are travel speed, mix design and slump of concrete.

The hopper on the GT-3600 is designed for extra concrete capacity. Loading the hopper full with the 15 ft. (4.6 m) long, 24 in. (610 mm) wide charging conveyor prior to going into the radius allows continuous travel through the radius without waiting for concrete delivery.



CG-039207#5A



CG-039207#8A



CG-100620-D5

This GT-3600 (left photo) is equipped with the optional auger-style conveyor that provides fast and efficient concrete flow. The concrete auger-style conveyor is 16 ft. (4.88 m) long and has a 16 in. (406 mm) diameter full pitch auger. It is hydraulically powered and reversible.



CG-069304#12A-13

The GOMACO GT-3600 achieves high-production results in Japan while slipforming curb and gutter.



CG-080205-D2



CG-040001#16A

The versatile three-track GT-3600 achieves high production and meets accurate slipforming specifications on projects ranging from curb and gutter to barrier wall or safety parapet.

# STATE-OF-THE-ART TECHNOLOGY PROVIDES HIGH



CG-090504-D12

## New Sensor Arms and Mounts

GOMACO engineers have redesigned the GT-3600 sensor arms and mounts. They are more durable, lighter weight and easier to manipulate than ever before.



CG-050534-D28

## New Legs Increased By 15 Percent

The new legs on the GT-3600 have increased in diameter by 15 percent, providing the same quality and durability as the Commander III legs.

6



CG-050104#12

## Fast Concrete Loading Provides Increased Production

Fast concrete loading provides high-production results and there are two conveyor systems to choose from with the GOMACO GT-3600. The standard conveyor for the GT-3600 is 15 ft. (4.6 m) long and 24 in. (610 mm) wide and has a belt speed variable up to 260 fpm (79.25 mpm). It is hydraulically powered, reversible with charging hopper. The pivot mount conveyor has hydraulic lift and positioning. The mold is designed with extra concrete capacity, to allow slipforming through a complete radius without waiting for concrete delivery.

Also available is the auger-style conveyor that provides fast and efficient concrete flow. The auger conveyor has increased flighting spacing with a 16 in. (406 mm) pitch for efficient handling of concrete. It has carbide wear shoes on the flighting that provide durability and longer wear time. The redesigned trough on the auger conveyor fits tighter to the flighting for better concrete flow.



CG-050109#16

GOMACO's auger-style conveyor provides fast and efficient concrete flow.



CG-050111-D13

# PRODUCTION, VERSATILITY, AND EASY OPERATION

## Conveyor Belt Wiper

The conveyor belt wiper is a standard bolt-on attachment for the GT-3600 and features segmented blades mounted on individual cushions. This feature allows the cleaning tips to conform to the centers of the belt for constant contact without the need for constant adjustment. The spring tension design allows quick and easy adjustment.

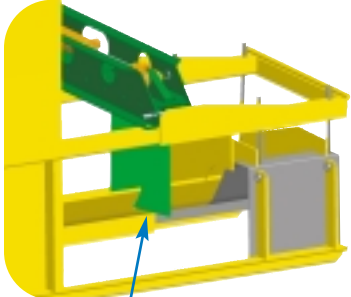


## Sectionalized Trimmerhead

The standard 30 in. (762 mm) wide trimmerhead with insert sections provides up to a 66 in. (1676 mm) wide sectionalized trimmerhead with right-hand or left-hand discharge available. The insert sections are available in 12 in. (305 mm), 18 in. (457 mm), and 24 in. (610 mm) widths.

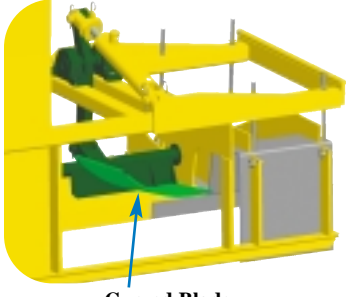
## Guillotine-Style and California-Style Curb Depressors for Driveways

Another feature on the GT-3600 is the optional hydraulically powered driveway blockouts, available for curb and gutter molds. This feature allows the GT-3600 to eliminate wasted material while slipforming through driveways.



Straight Blade

Guillotine-style curb depressor has a straight blade that enters the face of the curb while slipforming through driveways.



Curved Blade

California-style curb depressor has a curved blade that enters the face of the curb providing a smooth finish.



## GT-3600 Sideshifting Trimmerhead Avoids Obstacles

The trimmerhead can be sideshifted up to 48 in. (1219 mm) for clearance of obstacles and to allow the GT-3600 to pave right up to the obstacle. The mold can then be hydraulically lifted off the curb and over obstacles.



This GT-3600 has a Guillotine-style curb depressor.



## Hydraulic Vertical Adjustment

The ability to raise and lower the trimmerhead and mold makes the GOMACO GT-3600 ideal for rehabilitation work and going over driveways, manholes and other obstacles. The GT-3600 (pictured above, right to left) paves right up to the driveway where the operator raises the mold, allowing the machine to travel across the distance of the driveway without leaving the stringline. The mold is then lowered to grade and slipforming continues.

CG-109103#36

CG-109103#33

# The Digital Power of GOMACO's Exclusive G21 Operating System

## Award-Winning Proprietary Software and Control System

- **G21 is GOMACO's award-winning, proprietary software and control system...** GOMACO was recognized for its commitment of resources to the development of this revolutionary software and operating system that combines intelligence with simplicity for GOMACO construction equipment. It is one of the few operating systems awarded a Top 100 Award from *Construction Equipment* magazine and a Top Innovations Award from *Equipment World* magazine. The G21 operating system is exclusive to GOMACO.
- **GOMACO's exclusive G21 digital operating system is simple to read and easy to understand...** Easy operation is provided with variable control dials and various function switches.
- **Simplified steering controls...** The exclusive G21 provides push-button steering setup and trainable track steering when interfaced with GOMACO "smart" cylinders. Steering control has been simplified with the exclusive "smart" cylinders, used for dependable steering control feedback, eliminating the sprocket, chain, and potentiometer at the top of each leg. The "smart" cylinder reduces moving parts and eliminates the physical adjustments to the steering system. GOMACO's exclusive G21 controller now makes it possible to have push-button steering setup. The controller allows the operator to teach the "smart" cylinders to set a desired degree of leg rotation, so that the tracks do not strike any object in minimum-clearance or zero-clearance requirements. The operator has the option of overriding this setting.
- **Red LED display is featured...** This provides a user-friendly operation and high visibility for monitoring deviation meters.
- **Auto-transition and slope compensation...** This transition software system allows the operator to automatically transition in and out of "catch" or "spill" gutter. It automatically compensates for mold position in relationship to the stringline as a result of slope changes.
- **Less downtime and quicker uptime on service...** Advanced system diagnostics of the G21 automatically pinpoint and identify electrical circuit opens, shorts and fault codes to aid in troubleshooting. The G21 helps eliminate costly service time in searching for system problems.
- **Quickly alerts the operator...** A two-line, 24-character backlit liquid crystal display (LCD) allows the operator to view and monitor numerous active diagnostic codes. Linked to the electronic control system and its sensors, the LCD signals active trouble messages to quickly alert the machine operator of malfunctions.
- **More room for future expansion...** The G21 has more room for future expansion than any CAN controller on the market for machine control. Compatible with industry standard J1939 CAN network. Twenty times more program memory for the many features available in today's market plus expansion capabilities for the future. Interfaces with stringless technology/3-D control systems and laser technology. True network architecture enhance expandability to communicate with external computer systems. Laptop computer systems can be connected for software updates, data monitoring and future data logging capabilities.





- **Telescoping Leg**

for positioning right-front track

24.0 in. (610 mm)

- **Power-Slide Rear Leg**

for positioning rear track

6 ft. 8.1 in. (2.03 m)

12.59 in. (320 mm)

21.22 in. (539 mm)

3 ft. 11.76 in. (1.21 m)

3 ft. 4 in. (1.02 m)

7 ft. 3.76 in. (2.23 m)

4 ft. (1.22 m)

- **Power-Swing Leg**

for positioning left-front track

- **ATP... All-Track Positioning (ATP)** provides the versatility in our slipform pavers. GOMACO's left-front track features a pivoting power-swing, the right-front track hydraulically extends/retracts and the rear track hydraulically sideshifts. Each leg has a reinforced steel attachment plate that allows extra leg height adjustment. ATP provides the capability to perform various applications and work with differences in grade elevations and unique job-site logistics.

## FEATURING VERSATILITY

10 ft. (3.05 m)

12 ft. 10.75 in. (3.93 m)

11 ft. 6.08 in. (3.51 m)

31.32 in. (796 mm)

7 ft. 9.75 in. (2.38 m)

18 in. (457 mm)

36.76 in. (934 mm)


4 ft. 10.25 in. (1.48 m)

5 ft. 7.60 in. (1.72 m)

2.52 in. (64 mm)

4 ft. 8.14 in. (1.43 m)

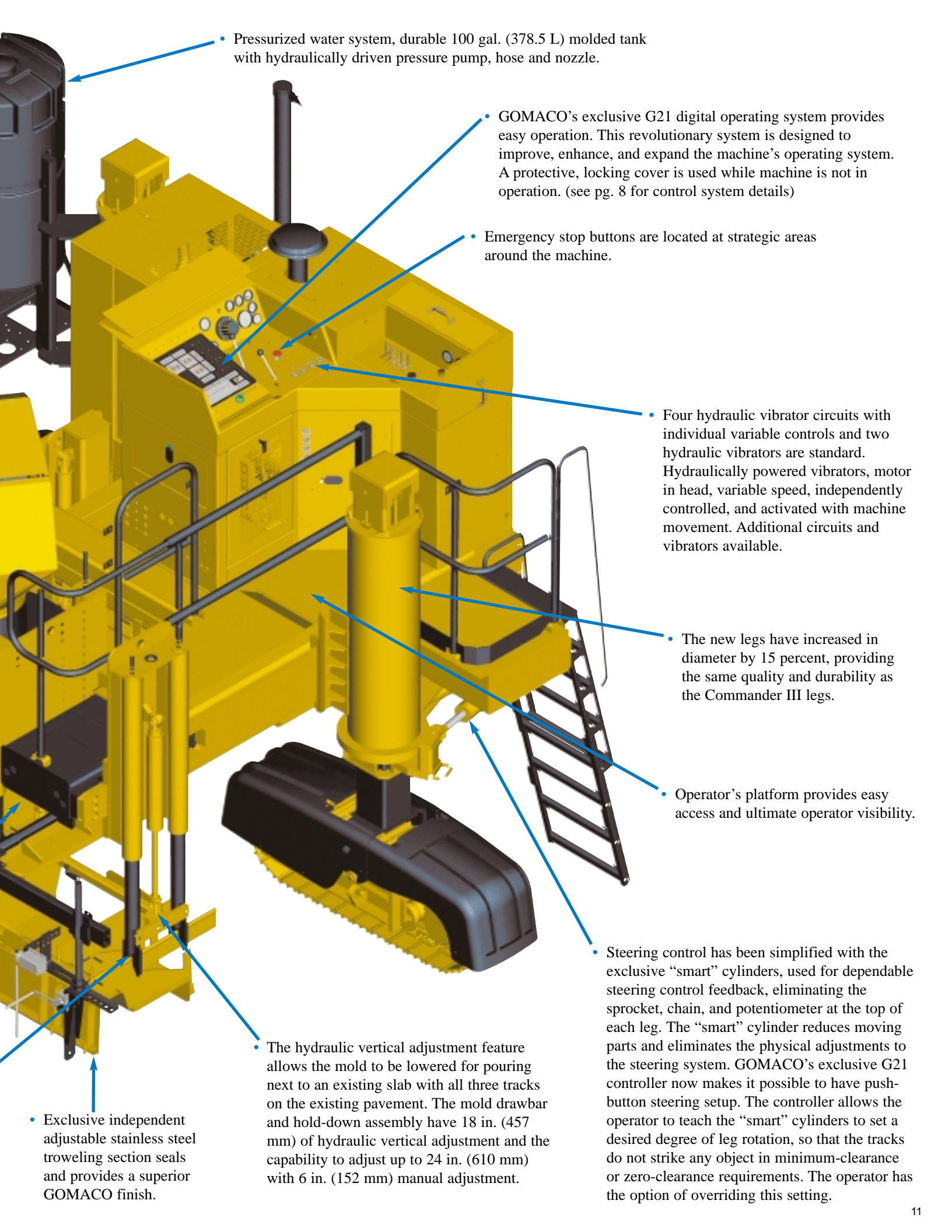
17 ft. 4.97 in. (5.31 m)



*The Worldwide Leader in Concrete Paving Technology*

- Legs with 36 in. (914 mm) stroke lift cylinders. Each leg has a reinforced steel attachment plate that allows extra leg height adjustment. (see pg. 18 for specification details)
- Industrial strength molded track guards for added safety and durability.
- The two-speed track system for the GT-3600 provides fast job-site mobility. The travel speed has nearly doubled from 66 fpm (20 mpm) to 125 fpm (38 mpm), while the new track motors provide a smooth paving speed.
- GOMACO engineers have redesigned the GT-3600 sensor arms and mounts. They are more durable, lighter weight and easier to manipulate than ever before.
- The 30 in. (762 mm) sectionalized trimmerhead has 48 in. (1219 mm) of hydraulic sideshift, and 12 in. (305 mm) of hydraulic vertical adjustment with the capability to adjust up to 18 in. (457 mm) with 6 in. (152 mm) of manual vertical adjustment. It is independent from the vertical and sideshifting mold drawbar and hold-down assembly. Extensions are available on the unique sectionalized trimmerhead for trimming up to 66 in. (1676 mm) wide and carbide-tip trimmer teeth are standard on the job-proven trimmerhead. The optional direct-drive trimmerhead is driven with a radial piston hydraulic motor which provides a 15 percent increase in torque for more power and a faster tooth-tip rotational speed which moves the trimmed material out of the trimmer box at a higher rate.
- The sideshift feature for the mold, hold-down, and operator's platform provides for clearance of catch basins and other obstacles. Sideshift the mold and hold-down out for feeding steel. Sideshift in for transporting at 8 ft. 2.5 in. (2.5 m) or 8 ft. 6 in. (2.59 m) wide with sensor arms mounted. The hydraulically controlled mold, hold-down, and operator's platform will sideshift up to 48 in. (1219 mm).
- GOMACO's Hook-and-Go system has no pins or latches and makes it quick and easy to change molds. Simply drive the GT-3600 up to the mold and hook the mount to a special attachment plate. The operator hydraulically lifts the mold and goes back to work slipforming the project.
- Hydraulically powered charging conveyor with 4-way hydraulic positioning for slide and tilt. (see pg. 18 for specification details)

GT-3600 Approximate Weight: 25,670 lbs. (11,644 kg)



- Pressurized water system, durable 100 gal. (378.5 L) molded tank with hydraulically driven pressure pump, hose and nozzle.

- GOMACO's exclusive G21 digital operating system provides easy operation. This revolutionary system is designed to improve, enhance, and expand the machine's operating system. A protective, locking cover is used while machine is not in operation. (see pg. 8 for control system details)

- Emergency stop buttons are located at strategic areas around the machine.

- Four hydraulic vibrator circuits with individual variable controls and two hydraulic vibrators are standard. Hydraulically powered vibrators, motor in head, variable speed, independently controlled, and activated with machine movement. Additional circuits and vibrators available.

- The new legs have increased in diameter by 15 percent, providing the same quality and durability as the Commander III legs.

- Operator's platform provides easy access and ultimate operator visibility.

- Steering control has been simplified with the exclusive "smart" cylinders, used for dependable steering control feedback, eliminating the sprocket, chain, and potentiometer at the top of each leg. The "smart" cylinder reduces moving parts and eliminates the physical adjustments to the steering system. GOMACO's exclusive G21 controller now makes it possible to have push-button steering setup. The controller allows the operator to teach the "smart" cylinders to set a desired degree of leg rotation, so that the tracks do not strike any object in minimum-clearance or zero-clearance requirements. The operator has the option of overriding this setting.

- The hydraulic vertical adjustment feature allows the mold to be lowered for pouring next to an existing slab with all three tracks on the existing pavement. The mold drawbar and hold-down assembly have 18 in. (457 mm) of hydraulic vertical adjustment and the capability to adjust up to 24 in. (610 mm) with 6 in. (152 mm) manual adjustment.

- Exclusive independent adjustable stainless steel troweling section seals and provides a superior GOMACO finish.

# MULTI-APPLICATION AND MORE....

## GT-3600 Slipforms Eleven Miles (17.7 km) of Light Rail Ballast Curb at a Height of 32 Inches (813 mm)

The GOMACO GT-3600 slipforms this ballast curb at 32 in. (813 mm) high, 16 in. (406 mm) wide at the base and 9 in. (229 mm) on the top. This project is the site of the first light rail system in Minnesota.

This design-build project will carry passengers between the Mall of America and other major malls, with other stops along the way that include the airport.

There are a total of 11 miles (17.7 km) of light rail on this project. This light rail system is built around, over and between existing buildings, streets and railroad tracks. Production averaged between 1500 (457.2 m) and 2000 ft. (609.6 m) per day.

The versatile GT-3600 is used to slipform 40,000 ft. (12,192 m) of ballast curb; 120,000 ft. (36,576 m) of curb and gutter; and 300,000 ft.<sup>2</sup> (27,870 m<sup>2</sup>) of sidewalk.



CG-100111#14A



CG-080208-D3

The versatile GT-3600 provides high-production trimming and slipforming on this curb and gutter project in North Carolina.

*Ribbon Curb .. Curb & Gutter .. Bridge Parapet .. Median Barrier .. Monolithic Curb & Gutter .. Sidewalk .. Recreational Trail .. Irrigation Canals & V-Ditch .. Simultaneous Trimming & Slipforming .. Minimum Clearance .. Slipforming Over Caged Reinforcing Steel or Feeding Longitudinal Rebar*



CG-070116#16

This slipform project is stair-stepped risers for a new football stadium in Marion, Michigan. A total of ten rows were slipformed with the GT-3600, in five passes around the stadium.



CG-080205-D3

The GT-3600 slipforms 18 holes of continuous golf cart path on this course in Rockford, Michigan. This golf cart path is 8 ft. (2.44 m) wide, 4 in. (102 mm) thick and 30,200 ft. (9,205 m) in length. The total amount of slipformed concrete required was 3,020 yd<sup>3</sup> (2,309 m<sup>3</sup>).



CG-060207-D4

Minimum-clearance versatility, and high production is achieved with the GT-3600, slipforming this 5 ft. (1.52 m) sidewalk in Alabama.



CG-079603#10A

The versatile GOMACO GT-3600 slipforms drainage canal in France. The sidemounted design allows minimum-clearance on the left side of the mold.



CG-060305-D33

The GT-3600 (above photo) with All-Track Positioning (ATP) provides easy set up for slipforming sidewalk or (below photo) curb and gutter to the existing slab. Steering and grade is referenced off the existing curb or can be referenced off the stringline.



CG-109506#BA-9

Another unique paving application slipformed with the GT-3600 is this foundation for an Ice Skating Rink.



CG-030101-D4



CG-080121#14A

The GT-3600 slipforms 8 ft. (2.44 m) sidewalk on this residential project in Illinois.



CG-060306-D10

Minimum clearance on the GT-3600 provides the ability to avoid obstacles such as telephone and light poles. Steering and grade is referenced off the existing curb on this scab-on sidewalk project.



CG-050104#10

On this project, the GT-3600 slipforms 32 in. (813 mm) high bridge parapet over caged steel.



CG-080205-D1

Another unique project involved the terracing for an amphitheater in Salem, Oregon. Retaining walls were slipformed with the GT-3600 at 34 in. (864 mm) high, with a 6 in. (152 mm) wide gutter/mowstrip, which was level with the backfilled grade.



CG-109305#24-24A

Specifications on this project in Kalamazoo, Michigan, called for steel being fed into the curb and gutter with the versatile GT-3600.



# Advantages of All-Track Steering (ATS) and All-Track Positioning (ATP)

--REPRINT FROM GOMACO UNIVERSITY-- by Dennis Clausen, Director of Training

GOMACO sells more curb and gutter machines than anyone else in the world and we offer machines with all-track steer and machines with single-track steer. All-Track Steering and All-Track Positioning have definite advantages that you will want to consider in your purchasing selection process.

## Simple to Put All-Track Steer On Line

With an All-Track Steer (ATS) machine, setting the machine to line is quick. You set your Selective Steer control to Crab Steer to move the machine into position next to the stringline, place the steering sensors on the line and set the control system to automatic. Track the machine forward a short distance and measure the distance between the stringline and the front of the frame and the stringline and the rear of the frame. The two measurements must be the same. If not, adjust the front or rear steering sensors a small amount. Travel the machine forward a small amount and re-check the measurements. Once the machine frame is parallel to the line, offset adjustments are easily made. Simply adjust the front and rear steer sensors in or out evenly. The machine frame will remain parallel to the line.

## No Problem Backing Up with All-Track Steer

ATS also allows you to easily back the machine into position, especially if backing around a radius. A machine with ATS will maintain the same distance between the stringline and the front of the frame and between the stringline and the rear of the frame in a straightaway or in a radius when traveling in reverse.

## GOMACO's Selective Steer Controls

ATS saves time getting on and off stringline, job-site mobility and loading for transport. The ability to steer all of the tracks allows accurate steering around tight radii instead of sliding on grade. With the capability to steer all of the tracks, the skid steer action through a radius is eliminated and you're able to produce a high-quality end product without continual manual adjustment of the machine sensors. The end product is a radius that is an accurate reflection of the stringline.



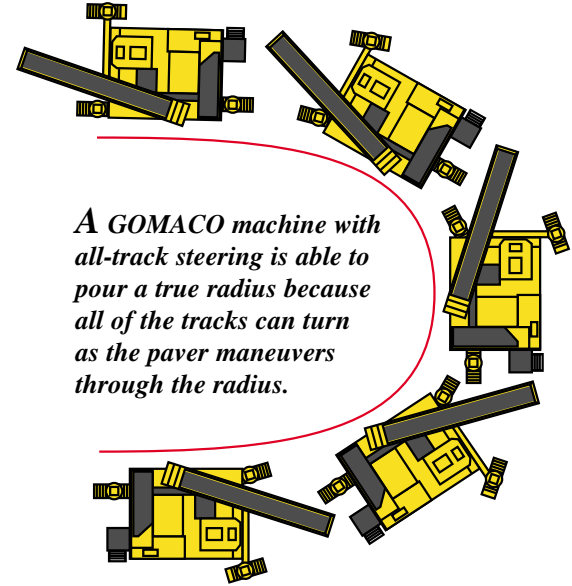
ATS allows Selective Steer with the GOMACO G21 controller. Selective Steer is an operator favorite. A flip of the switch allows automatic stringline control of steering, plus four other choices for maneuvering the machine with the steering dial: Coordinated Steer, Crab Steer, Front Steer and Rear Steer.

Stringline steer mode is selected when steering needs to be controlled by the steering sensors. The controller automatically recognizes where the sensors are plugged in and assigns steering, slope, or stringline to the appropriate tracks and display meters. For example, with reverse steering, a rear steer sensor guides the machine when you're backing it up on the stringline. This ability provides accurate, automatic steering when traveling back down the line at the start of a pour or lining up to come off a header.

Turn the steer select switch to Coordinated Steer and the steering control dial controls the turning of the tracks to accomplish a minimum turning radius. Turning the steering dial right or left from center position turns the leading tracks in the corresponding direction and the trailing tracks turn in the opposite direction.

Crab Steering allows you to walk the machine sideways to easily put it on line, drive away from a finished pour, and easily maneuver in tight job-site conditions. It also makes changing molds faster. Contractors simply have to Crab Steer the machine sideways, position it over the mold and connect the mold to the paver. Front Steer and Rear Steer are two more steering options that improve the maneuverability of our machines.

There are definite advantages with ATS, setting it to line, backing up on line, and simple mounting of molds and other attachments. The ability to steer all three tracks of a paver also provides accurate steering control when pouring barrier and parapet, sidewalk, or wider width paving.



*A GOMACO machine with all-track steering is able to pour a true radius because all of the tracks can turn as the paver maneuvers through the radius.*



CG-040001F16A



CG-070425-D25



CG-097708F23A-24



## All-Track Positioning (ATP)

All-Track Positioning gives a contractor more options for dealing with obstacles. The legs can be positioned to help the contractor get the job done, whether it's barrier wall or monolithic sidewalk and curb and gutter. Contractors can position each of the legs to provide a wider platform for stability or for clearance of obstacles.

ATP allows you to move a leg to avoid obstacles such as manhole covers. The telescoping right front leg hydraulically extends or retracts.

The power-slide rear leg can hydraulically sideshift to the left for stability when pouring barrier.

The power-swing left front leg can be positioned to clear continuous rebar being fed into the curb mold or cage steel going into a parapet mold. Each leg has a reinforced steel attachment plate that allows extra leg height adjustment.

ATP provides the capability to perform various applications and work with differences in grade elevations and unique job-site logistics.



CG-110404-D27



CG-050109#11

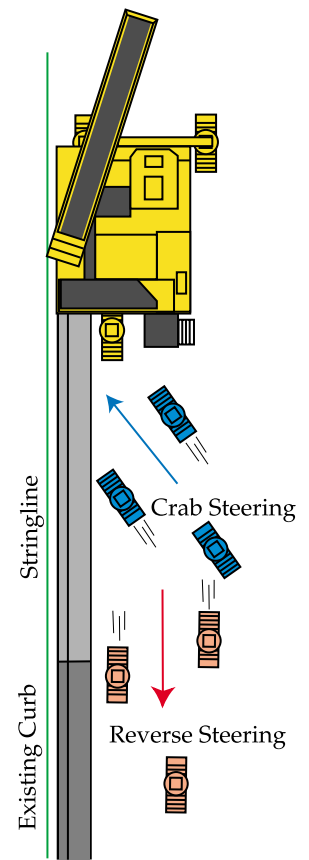


CG-060504-D16

The operator crab steers the machine sideways to get on the stringline.

With the GT-3600 on line and in automatic steer, the operator walks the machine in reverse to the existing curb and gutter, utilizing the reverse steering system.

With the GT-3600 in position to come off the header, the operator flips the switch to forward steer and takes off slipforming.



## Time is Money

Why would you want ATS & ATP? The biggest reason would be the time savings. You'll be able to put the machine on line, set parallel to the line faster and get the correct steering offset.

You're going to save time mounting attachments. In Crab Steer, for example, the machine is steered sideways and walks right up to the mold or trimmerhead to hook onto the attachment.

You're going to save time with ATS because you'll be able to mount molds faster, load and unload more quickly, and position the machine on line more efficiently. At the end of the pour, when you come up to an existing curb, you'll simply raise the machine up, turn all the tracks to the right and walk away from the existing pour.

You'll also be able to maneuver around obstacles by tweaking the tracks over an inch or two with ATP, get the machine by the obstacles, and then move the tracks back into position.

## ATS/ATP Standard... Not An Option

Veteran concrete contractors who depend on their machine to make them money will testify there's advantages to ATS and ATP... getting around obstacles, avoiding obstacles, set-up time, mounting molds, transporting the machine, and loading and unloading. There's a lot of things you can do with an All-Track Steer, All-Track Positioning machine that would be difficult or impossible to do if you didn't have it.

# GT-3600 TRIMMER/SLIPFORM PAVER SPECIFICATIONS

## ENGINE

**Type:** 4045TF270 John Deere diesel.

**Power:** 99 hp (73.9 kW) @ 2500 rpm.

## SERVICE CAPACITIES

**Fuel reservoir:** 44 gal. (166.6 L), locking cap.

**Hydraulic oil reservoir:** 105 gal. (397.5 L).

## HYDRAULIC SYSTEM

**Pumps:** Two double-stage main pumps provide 87 gpm (329.3 Lpm) @ 2100 rpm. One pressure-compensated lift control pump provides 17 gpm (64.4 Lpm) @ 2100 rpm.

**Hydraulic oil cooling:** Extra capacity forced-air oil cooler and reservoir designed with internal baffling for atmospheric cooling.

**Filtration:** Industry standard filtration, including 10 micron return line filter, two 200 mesh magnetic sump strainers and one 20 micron control circuit filter.

## VIBRATORS

**Type:** Hydraulically powered, motor in head, variable speed, independently controlled, and synchronized with machine movement.

**Quantity:** Four hydraulic circuits and two hydraulic vibrators with mounts included with each machine.

## SLIPFORM MOLD

**Curb and gutter mold:** One mold standard up to 24 in. (610 mm) wide. Optional molds available for curb and gutter, barrier, parapet and sidewalk.

## MOLD DRAWBAR & HOLD-DOWN ASSEMBLY

**Hydraulic lift:** 18 in. (457 mm) pressure-compensated hydraulic vertical adjustment with the capability to adjust up to 24 in. (610 mm) with 6 in. (152 mm) manual vertical adjustment.

**Sideshift:** 48 in. (1219 mm) maximum hydraulic sideshift.

## AUTOMATIC CONTROL SYSTEM

**Type:** Electronic-over-hydraulic.

**Controls:** GOMACO's G21 Control System features self-diagnostics for grade and steering, cross-slope and selective steer controls for paving accuracy and ease of operation.

**Control indicators:** Panel-mounted auto control gauges allow operator to monitor control signals as machine follows stringline.

**Reverse auto control:** Single switch sets controls for

automated control with machine traveling in reverse.

**Remote control:** Remote control handset included for operator convenience.

## SUBGRADE TRIMMER (Sectionalized)

**Sectionalized trimmer:** Internal hydraulic drive system and 24 in. (610 mm) diameter trimming wheel.

**Trimmer wheel rotation:** Upward cut.

**Width:** 30 in. (762 mm) to 66 in. (1676 mm)

sectionalized trimmerhead with hydraulic sideshift capability. Right-hand discharge standard.

**Sideshift distance:** 48 in. (1219 mm) maximum hydraulic sideshift.

**Hydraulic lift trimmer:** 12 in. (305 mm) hydraulic vertical adjustment with the capability to adjust up to 18 in. (457 mm) with 6 in. (152 mm) manual vertical adjustment.

**Optional direct-drive trimmerhead:** Trimmerhead is directly driven with a radial piston hydraulic motor which provides a 15 percent increase in torque for more power and a faster tooth-tip rotational speed which moves the trimmed material out of the trimmer box at a higher rate.

## CHARGING CONVEYOR

**Type:** Hydraulically powered, reversible with charging hopper. Pivot mount conveyor with hydraulic lift and positioning.

**Length:** 15 ft. (4.57 m) between pulley centers.

**Width:** 24 in. (610 mm).

**Belt speed:** Variable up to 284 fpm (86.6 mpm).

**Belt wiper:** Features segmented blades mounted on individual cushions. This allows the cleaning tips to conform to the centers of the belt for constant contact without the need for constant adjustment.

**Conveyor mount:** Features 36 in. (914 mm) hydraulic slide adjustment with 6 in. (152 mm) hydraulic tilt cylinder and manual pivoting mount (slide and tilt) for negotiating discharge from the ready-mix truck and negotiating grade variations. Allows truck positioning to front or side of machine. Hydraulically powered mount controls conveyor slope.

**Hopper:** Designed for more concrete capacity to allow slipforming complete radius without waiting for concrete delivery.

## WATER SYSTEM

**Type:** Pressurized water system.

**Capacity:** 100 gal. (378.5 L) water tank with hydraulically driven pressure pump, hose and nozzle.

## TRACK SYSTEM

**Type:** Three hydraulically powered, gear-driven crawler tracks.

**Overall track length:** 5 ft. 1.4 in. (1.56 m).

**Center-to-center sprocket/idler length:** 40.1 in. (1019 mm).

**Track pad width:** 11.8 in. (300 mm).

**Gearbox reduction:** 100:1 gear reduction with two-speed hydraulic motors.

**Track speed:** Variable up to 42 fpm (12.8 mpm); auxiliary variable up to 125 fpm (38 mpm).

**Track tension:** Fully automatic, hydraulically locks in on machine start-up, maintaining a steady tension of the track chain.

**Leg height adjustment:** Each track has 36 in. (914 mm) hydraulic adjustment and an additional manual adjustment of 8 in. (203 mm).

**Telescoping leg for positioning right front track:** Hydraulically controlled, allows 24 in. (610 mm) lateral track adjustment range.

**Power-slide leg for positioning rear track:** Hydraulically controlled, allows up to 40 in. (1016 mm) lateral track movement.

**Power-swing pivoting left-front track mount:** Hydraulically positions left-front track up to 21 in. (533 mm) to the left or up to 12.25 in. (311 mm) to the right of the straight-ahead position.

## DIMENSIONS (Shipping)

**Overall length:** 17 ft. 4.97 in. (5.31 m) without conveyor.

**Overall height:** 8 ft. 1 in. (2.46 m).

**Overall width:** 8 ft. 3.2 in. (2.52 m) without trimmerhead, 8 ft. 6 in. (2.59 m) with trimmerhead, or 9 ft. 6 in. (2.9 m) with sensor arms mounted.

## WEIGHT (Approximate)

25,670 lbs. (11,644 kg): Weight can vary depending on size of mold and options.

## OPTIONS

4045HF275 John Deere diesel engine, 125 hp (93.3 kW) @ 2200 rpm.

Cummins diesel engine, 125 hp (93.3 kW) @ 2200 rpm. Engine shroud soundproofing.

Legs with 42 in. (1067 mm) stroke lift cylinders.

Barrier/Parapet sidemount attachment. Maximum slipforming height of 50 in. (1270 mm).

Auger-style conveyor provides fast and efficient concrete flow.

Guillotine-style curb depressor has a straight blade that enters the face of the curb, hydraulically powered, for use on curb and gutter molds while slipforming through driveways. Can be changed to other molds if molds are slotted and clamped to accept the driveway cutout.

California-style curb depressor has a curved blade that enters the face of the curb, hydraulically powered, for use on curb and gutter molds while slipforming through driveways.

Driveway depressor for monolithic mold, hydraulically powered, factory installed on new mold only.

Hydraulic pressure-compensated sideplates.

Additional vibrators and mounts.

Two additional vibrator circuits and controls.

Left-hand discharge trimmerhead.

Trimmerhead direct-drive, radial piston motor provides a 15 percent increase in torque for more power.

Trimmerhead insert sections of 12 in. (305 mm), 18 in. (457 mm), 24 in. (610 mm) and 30 in. (762 mm) widths are available for trimmerhead width to 66 in. (1676 mm) maximum.

Curb and gutter molds will be built to customer specifications. Various mold options available.

Mold centermount kit, includes drawbar to mount in place of trimmerhead and extension for the rear leg.

High-pressure water system, includes trigger gun control and adjustable pressure unloader for up to 2000 psi.

Rubber or polyurethane track pads, 81 pads required.

Radius wheels for use on radius work, saving time on stringline set-up.

Other options are available to customize machine to accommodate applications and customer needs.

## DESIGNED FOR SAFETY

The GT-3600 is carefully designed to give years of dependable and safe service. Emergency stop buttons are located on strategic areas of the machine. The E-Stops are on the operator's console and on corners of the machine or can be positioned at various points on the machine providing optimal use for specific applications. Other safety features include track guards, warning decals, an operator's manual, and a safety manual. GOMACO machines are also designed to provide the operator maximum visibility over the entire paving operation.

GOMACO CORPORATION RECOMMENDS THE IMPLEMENTATION OF ALL SAFETY PROCEDURES

CG-119109#28A-29



The versatile GOMACO GT-3600 easily slipforms this cul-de-sac for a new residential area in Las Vegas, Nevada. This contractor used his new GT-3600 to slipform approximately 25,000 lineal ft. (7620 m) of curb and gutter on six different residential projects in the Las Vegas area. The GT-3600 simultaneously trims and slipforms 24 in. (610 mm) L-shaped curb and 30 in. (762 mm) wide roll curb. The cul-de-sacs had a radius of 45 ft. (13.7 m). This contractor, new to slipforming, averaged over 3000 ft. (914.4 m) of quality trimming and curb and gutter production in an eight-hour day.



CG-080205-D4



CG-070108-D22

A pressurized water system provides easy clean-up on the GT-3600. A high-pressure water system is also available. This system includes a 100 gal. (378.5 L) water tank, trigger gun control and an adjustable pressure unloader for up to 2000 psi.

The GOMACO GT-3600 slipforms safety barrier wall for a highway in Vancouver, Washington. A special mold from GOMACO provides a 70 in. (1778 mm) high wall. The safety wall is slipformed over steel reinforcing. The wall is 8 in. (203 mm) wide at the top and 36 in. (914 mm) wide at the bottom.

Cover Photo: CG-060504-D12

MANUFACTURED UNDER ONE OR MORE OF THE FOLLOWING U.S. OR FOREIGN PATENTS: 3,299,786; 3,450,011; 3,541,931; 3,779,661; 3,959,977; 4,073,592; 4,136,993; 4,226,917; 4,343,513; 4,360,293; D-266,850; 853,607; 861,819; 954,773; 406,787; 1,147,187; 133,220; D-512,249; 4,717,282; 4,457,645; C-1,110,893; C-1,191,044; 12,890-1-0010; 5,061,115; 7,509,187; 7,509,615; 5,102,267; 5,101,360; 4,954,019; 4,984,639; 5,190,397; 5,209,602; 0,518,535; 2,067,126; 494,257; 69,031,836.7-08; 2,069,516; 5,924,817; 2,833,084 AND PATENTS PENDING.

GOMACO Corporation reserves the right to make improvements in design, material, and/or changes in specifications at any time without notice and without incurring any obligation related to such changes. Performance data is based on averages and may vary from machine to machine.

Printed in U.S.A. © 2006 (1 GC) GOMACO Corporation Order #0400-0A10328



The Worldwide Leader in Concrete Paving Technology

**Worldwide Headquarters**  
 GOMACO Corporation  
 GOMACO International  
 119 East Highway 175, PO Box 151  
 Ida Grove, IA USA 51445  
 Ph: 712-364-3347 Fax: 712.364.3986  
 International Fax: 712.364.4717  
 E-mail: info@gomaco.com

GOMACO International Ltd.  
 769 Buckingham Avenue  
 Trading Estate, Slough  
 SL1 4NL Berkshire, England  
 Ph: 44-1753-821926  
 Fax: 44.1753.693093  
 E-mail: pavinguk@gomaco.com

GOMACO International Singapore  
 #1 Jalan Mat Jambol  
 Singapore 119497  
 Ph: 65-6376-0803  
 Fax: 65.6376.0804  
 E-mail: tlash@pacific.net.sg

GOMACO International Australia  
 19 Eustace Street  
 Aspley, 4034  
 Brisbane, Queensland  
 Australia  
 Ph: 61-07-3630-5000  
 Fax: 61.07.3630.5888  
 E-mail: gomaco@bigpond.com

**You can always find us at <http://www.gomaco.com/Resources/gt3600.html>**