

GT-3200

TRIMMER / SLIPFORM PAVER



GOMACO

The Worldwide Leader in Concrete Paving Technology



A GT-3200 with auger system slipforms curb and gutter on a project in Abu Dhabi, UAE.

GOMACO GT-3200 – The Economical Choice

- Right-side or left-side pour capable
- One of the fastest travel speeds in the industry with up to 136 feet per minute (41.5 mpm) auxiliary travel speed and 50 feet per minute (15.2 mpm) variable operating speed
- Compact and easy to transport
- Simple to operate with the new GOMACO-designed G+ Control System
- Ultimate operator visibility
- More horsepower than any in its class
- GOMACO-designed charging auger or a high-volume charging conveyor
- Slipforms a 24 inch (610 mm) radius
- Simultaneous trim/pour concept
- Sectionalized trimmerhead with widths up to 42 inches (1067 mm)
- Hydraulically telescoping frame with up to 36 inches (914 mm) of lateral right leg movement
- Electronic sensing for steering and grade
- All-track drive
- Quick-detach mold and hopper for easy interchangeability
- Lightweight molded fiberglass shroud
- Easy cleanup
- Transports at 8.5 feet (2.59 m) wide, 17.5 feet (5.35 m) long, and 8.4 feet (2.56 m) high
- Multi-application capabilities for curb and gutter, barrier wall, sidewalk, recreational trail, and paving up to five feet (1.5 m) wide



The GT-3200's powerful auger moves the concrete into the machine's hopper.



Roll-over curb is one of many profiles the GT-3200 can slipform.



The GT-3200 slipforms channel footing in a historic cemetery.



An optional 13.5 foot (4.1 m) long conveyor is available instead of an auger.



CG-070809 D8




CG-070815 D13



EG-110901 D2

Piston-Style Front Leg-

GOMACO engineers have designed a piston-style leg that acts like a hydraulic cylinder. The legs have bearings on both ends of the inner tube so there is no steel-on-steel contact, and adjusting wear pads is a thing of the past. A keyway is utilized for steering control. The new front leg provides more steering torque for tighter turning capabilities and maneuverability around the job site.



Fast Tracking Speeds with Two-Speed Motors-

Two-speed track motors provide fast job-site mobility up to 136 feet per minute (41.5 mpm). It's one of the fastest tracking speeds in the industry. Paving speed was increased up to 50 feet per minute (15.2 mpm).

GOMACO-Designed G+ Control System-

The GOMACO-designed G+ controls on the GT-3200 provide a new, more powerful controller for paving accuracy and electronic monitoring of steering and grade. The GT-3200's C4.4T Caterpillar® Tier 3 engine with 91 hp (67.9 kW) @ 2300 rpm provides plenty of power for the variety of applications the GT-3200 can slipform.



EG-110901 D9

Modular-Designed Operator's Platform-

The side-mounted operator's platform features a modular design to allow for paving in either direction. The platform is strategically positioned to allow the operator to view the delivery of concrete to the receiving area and to the hopper of the paving mold. The operator has an excellent view of the finished product, while maintaining hands-on control of the machine.



CG-120808 D3

Designed for Versatility-

The GT-3200 will slipform curb and gutter up to 36 inches (914 mm) wide, barrier wall up to 40 inches (1016 mm) tall, and flat slabs up to five feet (1.5 m) wide. Its hydraulically telescoping frame allows up to 36 inches (914 mm) of lateral right leg movement to accommodate changing job-site requirements and profiles. All profiles can be slipformed from the right-side or left-side of the new GT-3200.

Molds are sidemounted to allow minimum offset and the stainless provides GOMACO's superior finish, while the GOMACO quick-detach mold allows fast and easy profile changes. These features and more make the GT-3200 the ideal smaller-sized slipform paver for parking lots and subdivision projects.



A contractor in Abu Dhabi, United Arab Emirates, conducts a test pour with their new GT-3200 to learn the operation of the machine and perfect their concrete mix design.



The molded fiberglass shroud on the GT-3200 is lightweight and provides easy access to the engine and other components. Overall width of the machine is only 8.5 feet (2.59 m).



CG-070816 D1

The front-steer capable GT-3200 with All-Track drive will slipform a 24 inch (610 mm) radius. The front leg design has more steering torque for tighter turning capabilities and maneuverability.



CG-010904 D19

GOMACO-Designed Auger and Hopper System–

The GT-3200's auger system or the high-volume conveyor provide quick, clean and efficient delivery of concrete to the mold. The auger or the 13.5 foot (4.1 m) long conveyor accommodates discharge from the ready-mix truck and easy material handling to the hopper.


The hopper system is designed for extra concrete capacity to allow slipforming a complete radius without waiting for concrete delivery. The quick-detach hopper design provides ease in changing the hopper to accommodate mold profiles over 26 inches (660 mm) wide.



CG-050726 D14

Trim/Pour Design–

Exact grade and maximum concrete utilization is achieved with the simultaneous trim/pour concept. The GT-3200 can be equipped with a sectionalized trimmerhead with hydraulic sideshift and vertical adjustment to clear obstacles and pave within inches of front obstacles.



EG-110901 D2

Designed for Safety–

The GT-3200 is carefully designed to give years of dependable and safe service. Emergency stop buttons are located on strategic areas of the machine. GOMACO Corporation recommends the implementation of all safety procedures.



CG-070808 D18

A high-pressure or low-pressure water system is available for easy cleanup.



CG-070822 D11

The auger features a latched clean-out door at the receiving end of the hopper.



W261CL5

Optional rubber tires are available instead of the gear-driven crawler tracks.



CG-010701 D13

The rubber tires have a travel speed of 107 feet per minute (32.6 mpm).



CG-050518 D24

New stand-up curb is the first step for this street rehabilitation project.



CG-050626 D18

The GT-3200 slipforms curb and gutter around a radius on a subdivision project.



CG-080123 D2

Slipforming walking trail through a campground and recreational area.



CG-070811 D14

The trimmerhead has more than enough power to trim through crushed gravel base.



CG-050726 D15

The operator has an excellent view of all aspects of the project.



CG-110501 D1

The GT-3200 can be controlled with stringless guidance systems.



CG-050726 D12

New curb and gutter goes around a radius for a brand new roadway project.



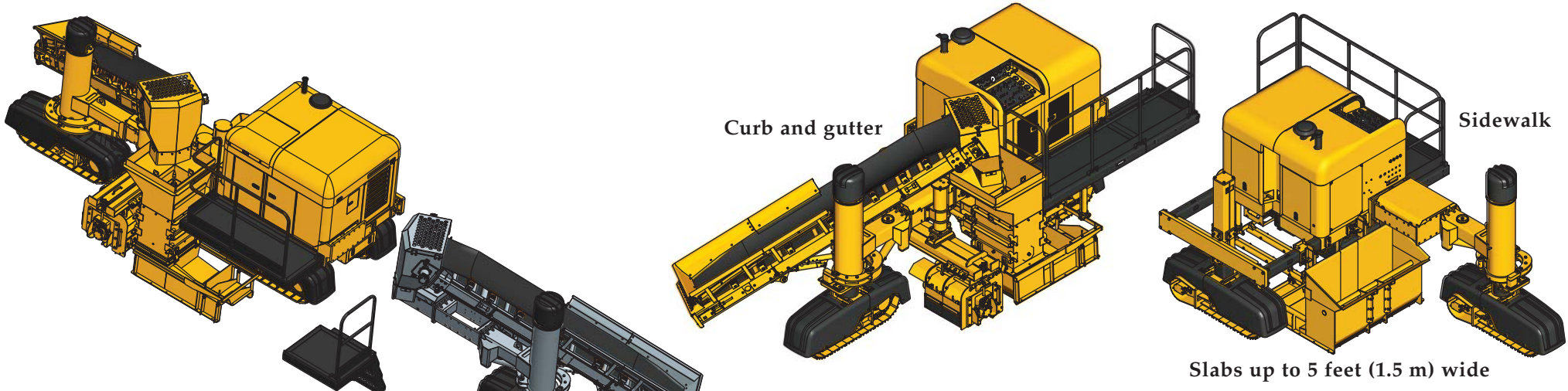
CG-089804 #2

The GT-3200's small size makes it ideal for parking lot and subdivision projects.



CG-120812 D15

The GT-3200, with an optional high-volume conveyor, can slipform right-side or left-side barrier wall up to 40 inches (1016 mm) tall.



Right-side or left-side pour capable – front track can be either mounted to a flange on the front of the machine for a left-side pour or mounted to a flange on the back of the machine for a right-side pour. The conveyor is capable of accommodating both directions, or an auger could be used for slipforming the specific direction.

Piston-style front leg with more steering torque and job-site mobility

Industrial strength molded track guards for added safety and durability

Three hydraulically powered, gear-driven crawler tracks, 5.1 feet (1.56 m) long.

Sideshifting trimmerhead with 36 inches (914 mm) of hydraulic sideshift, 14 inches (356 mm) of hydraulic vertical adjustment

Quick-detach hopper provides ease in changing the hopper to accommodate mold profiles over 26 inches (660 mm) wide

Quick-detach mold allows the easy interchangeability of mold profiles

High-volume charging auger with 38 percent faster auger speed

Curb and gutter

GOMACO control system featuring self-diagnostics for grade and steering cross-slope and selective steer controls for paving accuracy and ease of operation

Lightweight molded fiberglass shroud

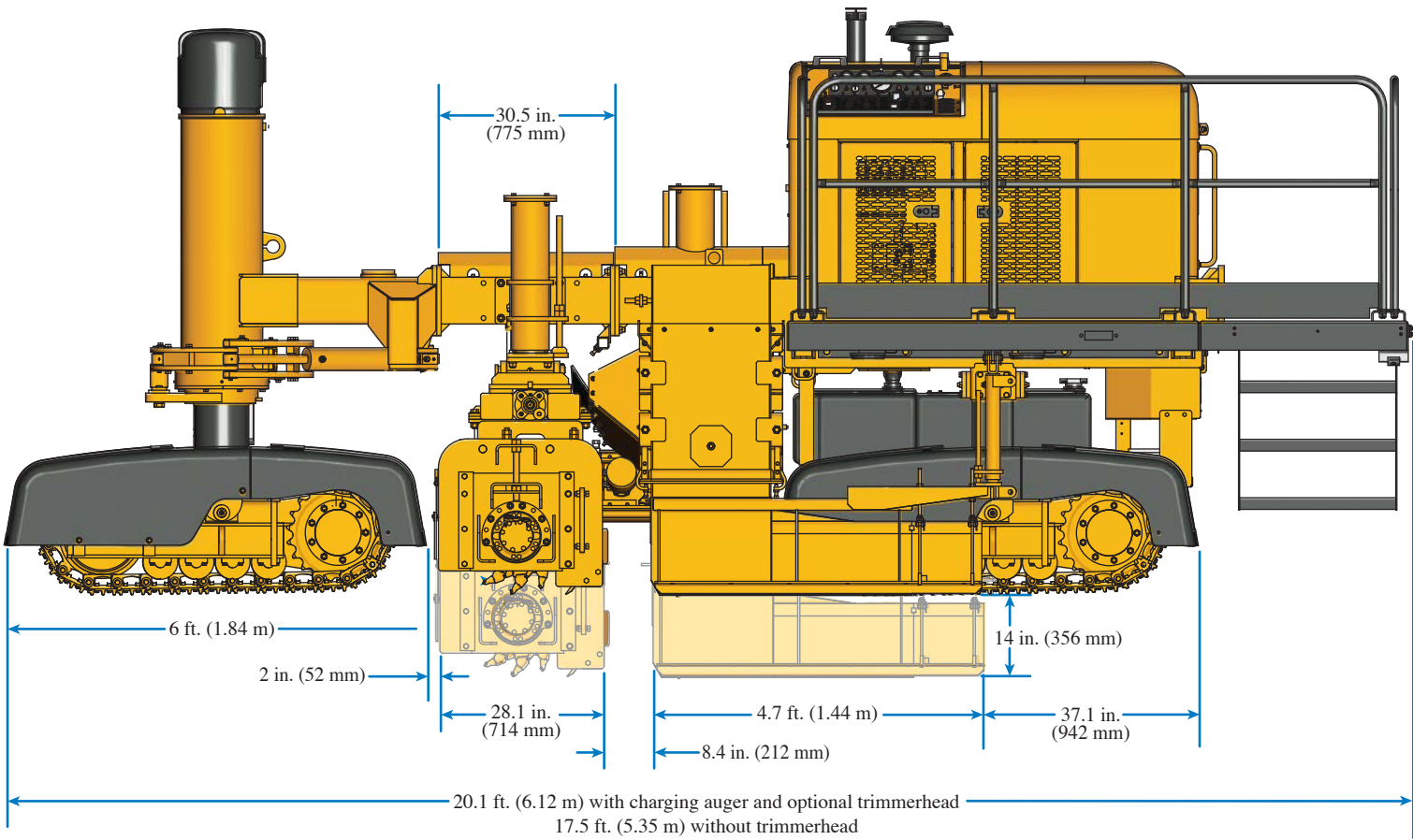
New Tier 3 C4.4T 91 hp (67.9 kW) CAT® engine

Hydraulically telescoping frame allows up to 36 inches (914 mm) lateral right-leg movement

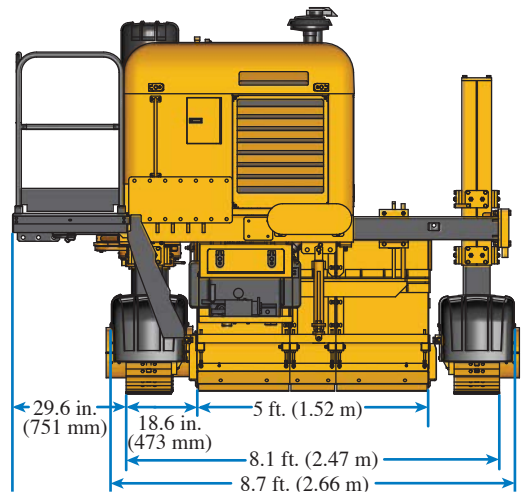
Leg assembly mounting bracket on front and rear of machine

Modular-designed operator's platform for paving in either direction. Designed to provide the machine operator maximum visibility over the entire paving operation

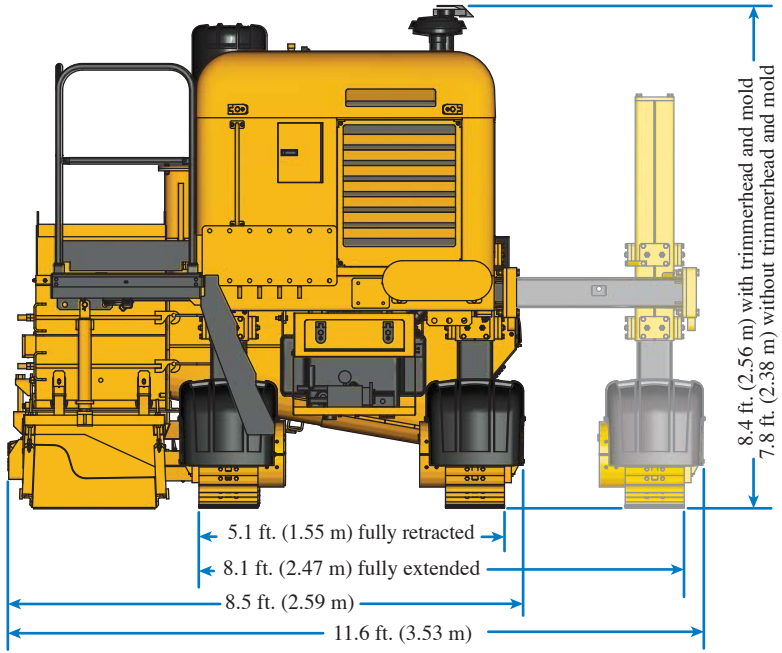
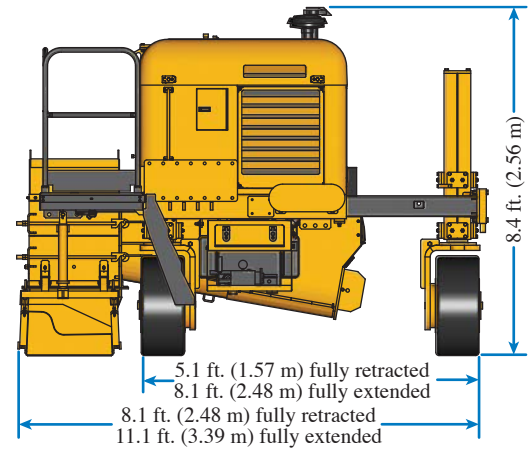
Independent adjustable stainless steel troweling section provides superior GOMACO finish



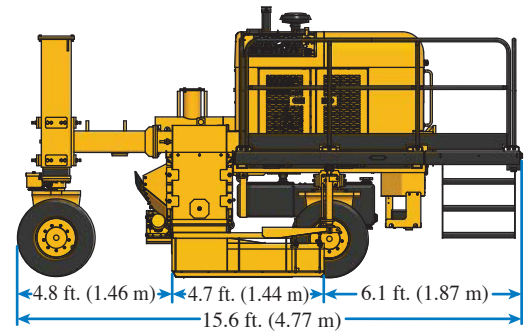

Undermounted Sidewalk



Optional rubber tires



**Barrier up to 40 inches (1016 mm) tall
(Right-side barrier drawing shown below)**



GT-3200 Specifications

ENGINE (emission-controlled)

Type: Tier III C4.4T Caterpillar® engine
Power: 91 hp (67.9 kW) @ 2300 rpm.

SERVICE CAPACITIES

Fuel reservoir: 40 gal. (151.4 L).
Hydraulic oil reservoir: 70 gal. (265 L).

HYDRAULIC SYSTEM

Pumps: One fixed disp. auger pump, one PC lift pump, one load-sensed track pump, and one closed-loop trimmer pump.
Oil cooler: Extra-capacity, forced-air oil cooler and reservoir designed with internal baffling for atmospheric cooling.
Filtration: Industry-standard filtration, including one 10-micron main filter, one 10-micron lift-circuit filter, and one 100-mesh, magnetic sump strainer.

VIBRATORS

Type: Hydraulically powered, motor-in-head, variable-speed, independently controlled.
Quantity: Two hydraulic vibrators and four hydraulic vibrator circuits with individual variable controls.

SLIPFORM MOLD

Curb and gutter mold: Up to 36 in. (914 mm) wide.
Radius: Will slipform a 24 in. (610 mm) radius curb and gutter.
Barrier mold: Up to 40 in. (1016 mm) tall.
Optional: Undermounted molds for wider width paving.

OPERATOR PLATFORM

Sidemounted platform allows for paving in either direction. Strategic positioning allows operator to maintain hands-on control while viewing the entire operation.

AUTOMATIC CONTROL SYSTEM

Type: Electronic-over-hydraulic.
Controls: GOMACO's exclusive G+ control system features self-diagnostics for grade, steering, cross slope, paving accuracy and ease of operation.
Control indicators: Panel-mounted auto-control display allows operator to monitor control signals as machine follows stringline.
Slope transition system: Software for the slope transition is available and features automatic correction for grade elevation, automatic correction for steering, and eliminates the need for stringline adjustment.

CHARGING AUGER

Auger length: 5.8 ft. (1.78 m), hydraulically driven auger.
Auger diameter: 14 in. (356 mm) diameter auger with abrasion-resistant flighting. Variable speed and reversible.
Hopper and charging auger: Designed for extra concrete capacity to allow slipforming a complete radius without waiting for concrete delivery.

CHARGING CONVEYOR (optional)

Type: Hydraulically powered, reversible with charging hopper. Pivot mount conveyor with 12 in. (305 mm) hydraulic lift.
Length: 13.5 ft. (4.11 m). 12 ft. (3.66 m) between pulley centers.
Belt width: 20 in. (508 mm).
Belt speed: Variable to 301 fpm (91.7 mpm).
Belt wiper: Features special blades on adjustable spring steel rods for superior cleaning results. The unique, no-maintenance troughing rollers are greaseless and self-cleaning.

SUBGRADE TRIMMER (optional)

Trimmer wheel: 20 in. (508 mm) diameter.
Trimmer wheel rotation: Upward cut.
Width: 24 in. (610 mm), sectionalized trimmerhead with 12 in. (305 mm) and 18 in. (457 mm) insert sections available. Maximum trimmerhead width is 42 in. (1067 mm).
Vertical-lift and sideshifting trimmer: 14 in. (356 mm) hydraulic vertical adjustment with 36 in. (914 mm) sideshift.

WATER SYSTEM (optional)

Type: High-pressure or low-pressure water system with a 50 gal. (189.3 L) plastic tank and gauge.

FRONT STEERING ONLY SYSTEM

Type: The front track only, with a hydraulic steering cylinder, can be positioned for either left-side or right-side pours.

THREE-POINT DRIVE SYSTEM

Type: Three hydraulically powered, gear-driven crawler tracks with enclosed planetary gear drive and automatic tensioning.
Overall track length: 5.1 ft. (1.56 m).
Center-to-center sprocket/idler length: 40.5 in. (1029 mm).
Optional track pads: Clip-on rubber track pads.
Track pad width: 11.8 in. (300 mm).
Gearbox reduction: 100:1.
Operating speed: Variable up to 50 fpm (15.2 mpm). Auxiliary travel-speed variable up to 136 fpm (41.5 mpm).
Right rear leg lateral adjustment: Hydraulically telescoping frame, allows up to 36 in. (914 mm) lateral leg movement.

Optional tires: GT-3200 can be equipped with three-point drive with three pneumatic tires. Foam-filled tires are available.

DIMENSIONS (operational and shipping)

Overall length: 20.1 ft. (6.12 m).
Overall length without trimmer: 17.5 ft. (5.35 m).
Overall height: 8.4 ft. (2.56 m).
Overall height without mold and trimmer: 7.8 ft. (2.38 m).
Overall width: 8.5 ft. (2.59 m).

WEIGHT (approximate)

15,000 lbs. (6804 kg): Up to 18,000 lbs. (8165 kg) with mold, vibrators, and 42 in. (1067 mm) trimmerhead with hydraulic sideshift and vertical lift. Weight will vary depending on size of mold and options.

You can always find us at:
<http://www.gomaco.com/gt3200>

CG-070819 D9

MANUFACTURED UNDER ONE OR MORE OF THE FOLLOWING U.S. OR FOREIGN PATENTS: 3,299,786; 3,450,011; 3,541,931; 3,779,661; 3,959,977; 4,073,592; 4,136,993; 4,226,917; 4,343,513; 4,360,293; D-266,850; 853,607; 861,819; 954,773; 406,787; 1,147,187; 133,220; D-512,249; 4,717,282; 4,457,645; C-1,110,893; C-1,191,044; 12,890-1-0010; 5,061,115; 7,509,187; 7,509,615; 5,102,267; 5,101,360; 4,954,019; 4,984,639; 5,190,397; 5,209,602; 0,518,535; 2,067,126; 494,257; 69,031,836.7-08; 2,069,516; 5,924,817; 2,833,084; 7,044,680; 7,284,472; 7,517,171 B2, AND PATENTS PENDING.

GOMACO Corporation reserves the right to make improvements in design, material, and/or changes in specifications at any time without notice and without incurring any obligation related to such changes. Performance data is based on averages and may vary from machine to machine.

Printed in U.S.A. © 2010 (01PrintPelican500) GOMACO Corp.



The Worldwide Leader in Concrete Paving Technology

Worldwide Headquarters

GOMACO Corporation
PO Box 151
Ida Grove, IA USA 51445
Ph: 712-364-3347
Fax: 712.364.3986
International Fax: 712.364.4717

GOMACO International Offices

GOMACO has a worldwide distributor network for sales and service. Check the GOMACO Web site at www.gomaco.com
E-mail: info@gomaco.com



GOMACO Corporation's Quality Management System Is ISO 9001:2000 Certified By The American Systems Registrar.

Quality Policy: We Shall Meet Or Exceed Our Customers' Expectations.

